

Barchart.com - Technical Indicators

As of: 022803		G CJ03	SIH03	HGH03	PLJ03	PAH03	ALH03	
High		351.5	464.5	78.75	674.8	245.00	0.6715	
Low		345.3	454.0	77.25	665.0	240.50	0.6715	
Settle		350.3s	458.5s	77.50s	672.5s	242.20s	0.6715s	
Change		+4.1	+2.4	-1.30	+5.5	-1.80	-0.0065	
4-Day High		360.6	473.5	79.75	675.0	254.00	0.6810	
4-Day Low		345.3	454.0	77.25	664.2	240.50	0.6700	
52-Week High		390.8	522.0	80.70	694.0i	334.00i	0.7045	
52-Week Low		295.4	430.0	66.75	531.1i	224.00i	0.6215	
Pivot	R2	355.2	469.5	79.33	680.5	247.06	0.6715	
Analysis	R1	352.7	464.0	78.41	676.5	244.63	0.6715	
	Pivot	349.0	459.0	77.83	670.7	242.56	0.6715	
	S1	346.5	453.5	76.91	666.7	240.13	0.6715	
	S2	342.8	448.5	76.33	660.9	238.06	0.6715	
Moving Averages	4-Day	350.7	461.1	78.46	669.7	247.44	0.6757	
	9-Day	350.9	462.9	77.11	662.4	250.10	0.6691	
	18-Day	358.1	463.5	76.99	667.5	252.89	0.6686	
	40-Day	359.1	474.8	76.39	644.5	255.83	0.6635	
*Price cross with MA at	4-D	350.2	460.0	78.63	669.9	246.08	0.6766	
	5-D	350.7	461.1	78.46	669.7	247.44	0.6757	
	9-D	351.8	463.9	77.50	664.1	249.99	0.6703	
	10-D	350.9	462.9	77.11	662.4	250.10	0.6691	
	18-D	356.9	461.8	76.93	667.0	252.01	0.6683	
	40-D	359.4	474.6	76.51	645.7	256.24	0.6640	
*MA cross at price of	4-9D	360.3	484.6	71.42	632.6	271.07	0.6360	
	4-18D	382.7	468.6	70.37	655.9	274.86	0.6363	
	4-40D	390.3	523.2	69.43	564.8	290.10	0.6220	
	9-18D	438.5	428.8	67.75	714.0	284.35	0.6370	
	9-40D	438.7	585.4	66.23	455.4	320.81	0.5994	
	18-40D	439.0	870.1	63.46	-14.8	387.09	0.5311	
RSI	9-Day RSI	43.0	41.5	51.6	61.2	28.6	52.6	
*Price for	80%	414.3	527.8	89.29	712.1	299.85	0.7216	
*RSI-9 of	20%	310.4	419.8	64.34	585.6	232.61	0.6117	
	14-Day RSI	44.6	42.7	52.8	61.7	36.0	53.4	
*Price for	80%	443.9	569.2	94.33	737.1	330.72	0.7490	
*RSI-14 of	20%	285.3	391.0	57.21	524.9	209.97	0.5741	
	20-Day RSI	46.9	44.3	53.5	62.5	39.6	53.9	
*Price for	80%	469.5	613.1	99.64	762.3	370.19	0.7797	
*RSI-20 of	20%	253.3	353.2	49.46	454.3	179.95	0.5312	
Stochastics	9-Day	Raw	43.4	36.2	61.9	92.3	8.7	58.7
		%K	39.7	47.7	73.9	70.2	21.5	73.2
		%D	37.2	53.4	68.5	58.3	27.1	66.7
*%K %D cross			348.2	466.6	77.26	653.7	246.04	0.6703
*%K %D at cross			37.2	53.4	68.5	58.3	27.1	66.7
	14-Day	Raw	25.2	40.0	61.9	75.9	8.7	65.5
		%K	22.2	37.6	72.6	63.4	15.5	73.1
		%D	21.7	34.7	66.1	55.1	17.7	64.3
*%K %D cross			347.3	455.7	76.98	657.7	244.81	0.6663
*%K %D at cross			21.7	34.7	66.1	55.1	17.7	64.3
	20-Day	Raw	16.3	20.2	60.8	58.3	4.9	65.5
		%K	17.1	25.1	69.4	54.4	11.3	67.5
		%D	19.4	27.8	62.5	54.0	15.5	59.2
*%K %D cross			353.9	464.9	76.77	669.9	248.82	0.6651
*%K %D at cross			19.4	27.8	62.5	54.0	15.5	59.2
Momentum	4-Day	-6.1	-13.0	-1.15	+8.7	-8.45	-0.0015	
	9-Day	-1.9	+5.0	+1.95	-2.5	-11.80	+0.0140	
	10-Day	-7.4	+5.2	+2.50	-4.1	-12.80	+0.0155	
	18-Day	-21.3	-25.0	-1.40	-11.2	-25.45	-0.0055	
	20-Day	-19.4	-28.5	-1.55	+24.7	-15.95	-0.0125	
	40-Day	+1.3	-22.7	+7.25	+78.1	+4.20	+0.0295	
Average True Range	4-Day	7.7	9.5	1.40	9.7	6.11	0.0054	
	9-Day	7.8	9.5	1.42	10.7	6.38	0.0054	
	10-Day	7.8	9.5	1.42	10.8	6.47	0.0054	
	18-Day	7.4	9.6	1.38	10.5	6.92	0.0054	
	20-Day	7.3	9.6	1.37	10.3	6.97	0.0053	
	40-Day	6.2	9.1	1.27	8.9	6.76	0.0050	

i = indicates insufficient data

* prices indicated apply only for next trading session

<http://www.barchart.com>

GOLD - COMEX

APRIL 2003

EXP 04/28/03

EACH GRID = 5.0
VALUE = \$500

AS OF:02/28/03

\$/TROY
ONZE
430

420

410

400

390

380

370

360

350

340

330

320

310

300

290

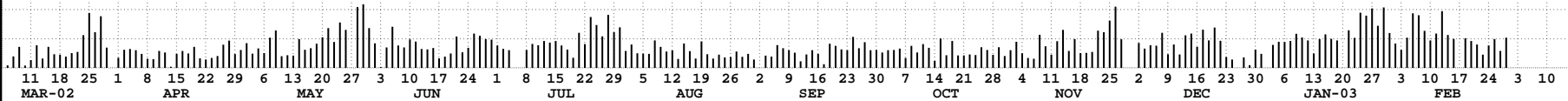
280

VOL & O.I.

300000

200000

100000



11 18 25 1 8 15 22 29 6 13 20 27 3 10 17 24 1 8 15 22 29 5 12 19 26 2 9 16 23 30 7 14 21 28 4 11 18 25 2 9 16 23 30 6 13 20 27 3 10 17 24 3 10
MAR-02 APR MAY JUN JUL AUG SEP OCT NOV DEC JAN-03 FEB

GOLD - COMEX

JUNE 2003

EXP 06/26/03

EACH GRID = 5.0
VALUE = \$500

AS OF:02/28/03

\$/TROY
ONZE

430

420

410

400

390

380

370

360

350

340

330

320

310

300

290

280

270

260

250

240

230

220

210

200

190

180

170

160

150

140

130

120

110

100

90

80

70

60

50

40

30

20

10

0

10

20

30

40

50

60

70

80

90

100

110

120

130

140

150

160

170

180

190

200

210

220

230

240

250

260

270

280

290

300

310

320

330

340

350

360

370

380

390

400

410

420

430

440

450

460

470

480

490

500

510

520

530

540

550

560

570

580

590

600

610

620

630

640

650

660

670

680

690

700

710

720

730

740

750

760

770

780

790

800

810

820

830

840

850

860

870

880

890

900

910

920

930

940

950

960

970

980

990

1000

1010

1020

1030

1040

1050

1060

1070

1080

1090

1100

1110

1120

1130

1140

1150

1160

1170

1180

1190

1200

1210

1220

1230

1240

1250

1260

1270

1280

1290

1300

1310

1320

1330

1340

1350

1360

1370

1380

1390

1400

1410

1420

1430

1440

1450

1460

1470

1480

1490

1500

1510

1520

1530

1540

1550

1560

1570

1580

1590

1600

1610

1620

1630

1640

1650

1660

1670

1680

1690

1700

1710

1720

1730

1740

1750

1760

1770

1780

1790

1800

1810

1820

1830

1840

1850

1860

1870

1880

1890

1900

1910

1920

1930

1940

1950

1960

1970

1980

1990

2000

2010

2020

2030

2040

2050

2060

2070

2080

2090

2100

2110

2120

2130

2140

2150

2160

2170

2180

2190

2200

2210

2220

2230

2240

2250

2260

2270

2280

2290

2300

2310

2320

2330

2340

2350

2360

2370

2380

2390

2400

2410

2420

2430

2440

2450

2460

2470

2480

2490

2500

2510

2520

2530

2540

2550

2560

2570

2580

2590

2600

2610

2620

2630

2640

2650

2660

2670

2680

2690

2700

2710

</

SILVER - COMEX

MARCH 2003

EXP 03/27/03

EACH GRID = 5.0
VALUE = \$250

AS OF:02/28/03

¢/TROY
ONZE

560

550

540

530

520

510

500

490

480

470

460

450

440

430

420

410

VOL & O.I.

150000

100000

50000



SILVER - COMEX

MAY 2003

EXP 05/28/03

EACH GRID = 5.0
VALUE = \$250

AS OF:02/28/03

¢/TROY
ONZE

560
550
540
530
520
510
500
490
480
470
460
450
440
430
420
410

VOL & O.I.

150000
100000
50000



11 18 25 1 8 15 22 29 6 13 20 27 3 10 17 24 1 8 15 22 29 5 12 19 26 2 9 16 23 30 7 14 21 28 4 11 18 25 2 9 16 23 30 6 13 20 27 3 10 17 24 3 10
MAR-02 APR MAY JUN JUL AUG SEP OCT NOV DEC JAN-03 FEB

AS OF:02/28/03

HIGH GRADE COPPER - COMEX

MARCH 2003

EXP 03/27/03

EACH GRID = 0.50
VALUE = \$125

¢/LB
82

81

80

79

78

77

76

75

74

73

72

71

70

69

68

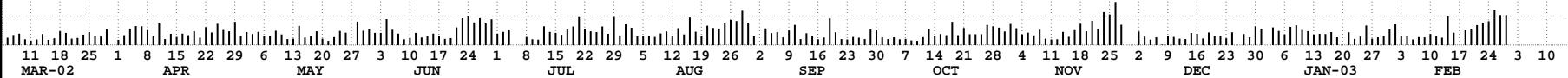
67

VOL & O.I.

150000

100000

50000



11 18 25 1 8 15 22 29 6 13 20 27 3 10 17 24 1 8 15 22 29 5 12 19 26 2 9 16 23 30 7 14 21 28 4 11 18 25 2 9 16 23 30 6 13 20 27 3 10 17 24 3 10
MAR-02 APR MAY JUN JUL AUG SEP OCT NOV DEC JAN-03 FEB

AS OF:02/28/03

HIGH GRADE COPPER - COMEX

MAY 2003

EXP 05/28/03

EACH GRID = 0.50
VALUE = \$125

¢/LB
83

82

81

80

79

78

77

76

75

74

73

72

71

70

69

68

VOL & O.I.
150000

100000

50000



11 18 25 1 8 15 22 29 6 13 20 27 3 10 17 24 1 8 15 22 29 5 12 19 26 2 9 16 23 30 7 14 21 28 4 11 18 25 2 9 16 23 30 6 13 20 27 3 10 17 24 3 10
MAR-02 APR MAY JUN JUL AUG SEP OCT NOV DEC JAN-03 FEB

PLATINUM - NYMEX

APRIL 2003

EXP 04/25/03

EACH GRID = 10.0
VALUE = \$500

AS OF:02/28/03

\$/TROY
ONZE
780

760

740

720

700

680

660

640

620

600

580

560

540

520

500

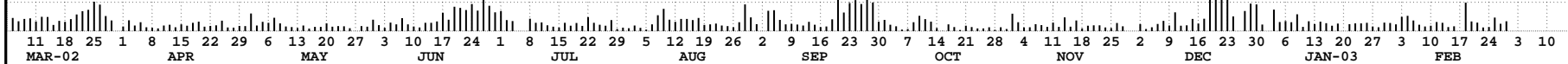
480

VOL & O.I.

15000

10000

5000



PLATINUM - NYMEX

JULY 2003

EXP 07/28/03

EACH GRID = 5.0
VALUE = \$250

AS OF:02/28/03

\$/TROY
ONZE
690

680

670

660

650

640

630

620

610

600

590

580

570

560

550

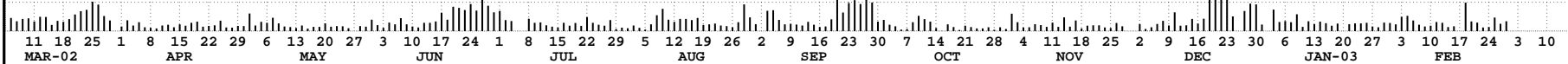
540

VOL & O.I.

15000

10000

5000



PALLADIUM - NYMEX

MARCH 2003

EXP 03/26/03

EACH GRID = 5.00
VALUE = \$500

AS OF:02/28/03

\$/TROY
ONZE

360
350
340
330
320
310
300
290
280
270
260
250
240
230
220
210

VOL & O.I.

3000
2000
1000

11 18 25 1 8 15 22 29 6 13 20 27 3 10 17 24 1 8 15 22 29 5 12 19 26 2 9 16 23 30 7 14 21 28 4 11 18 25 2 9 16 23 30 6 13 20 27 3 10 17 24 3 10
MAR-02 APR MAY JUN JUL AUG SEP OCT NOV DEC JAN-03 FEB

ALUMINIUM - COMEX

MARCH 2003

EXP 03/27/03

AS OF:02/28/03

EACH GRID = 0.0050
VALUE = \$2.2

¢/LB

0.76

0.75

0.74

0.73

0.72

0.71

0.70

0.69

0.68

0.67

0.66

0.65

0.64

0.63

0.62

0.61

0.60

0.60

VOL & O.I.

15000

10000

5000

MAR-02 11 18 25 1 8 15 22 29 6 13 20 27 3 10 17 24 1 8 15 22 29 5 12 19 26 2 9 16 23 30 7 14 21 28 4 11 18 25 2 9 16 23 30 6 13 20 27 3 10 17 24 3 10